





March, 1985  
New Information  
Mailed to: E, D, C/8200B


# A200 Sizes 00 Thru 4



Lower Base Assembly




Operating Coil




Cross Bar



Upper Base Assembly



Contact Kit



Arc Box

**Ordering Information**

- Name part and give its style number.
- State method of shipment desired.
- Send all orders or correspondence to nearest Authorized Westinghouse Distributor.







**Pricing Information**

- For prices, refer to PEG 120 or Catalog Section 8220.

Description of Part	Number of Poles	Style Numbers		
		Model J		
		Size 00	Size 0	Size 1
<b>Arc Box</b>	2, 3, 4 pole	6710C21H01	6710C21H01	6710C21H01
	5 pole	6710C18H01	6710C18H01	6710C21H01
	2, 3 pole			
	4, 5 pole			
<b>Contact Kit</b>	2 pole	373B331G17	373B331G02	373B331G07
	3 pole	373B331G18	373B331G04	373B331G09
	4 pole	373B331G18	373B331G05	373B331G09
	5 pole	373B331G19	373B331G05	373B331G10
<b>Upper Base</b>	2, 3, 4 pole	N/A	N/A	N/A
	5 pole	N/A	N/A	N/A
	2, 3 pole			
	4, 5 pole			
<b>Cross Bar</b>	2, 3, 4 pole	N/A	N/A	N/A
	5 pole	N/A	N/A	N/A
	2, 3 pole			
	4, 5 pole			
<b>Lower Base</b>	2, 3, 4 pole	N/A	N/A	N/A
	5 pole	N/A	N/A	N/A
	2, 3 pole			
	4, 5 pole			
<b>Kickout Spring</b>	Package of 10 Kickout springs	503C796G01	503C796G01	503C796G01
<b>Line or Load Terminal</b>	Set of 3 Line or Load Terminals	N/A	N/A	N/A
<b>AC Operating Coil</b>		<b>Model J</b>		
<b>Voltage</b>	<b>Hz</b>	<b>Coil Size 00, 0, 1</b>		<b>Coil Size 2</b>
		<b>2, 3, 4 Pole</b>	<b>5 Pole</b>	<b>2, 3 Pole</b>
120/110	60/50	505C806G01	505C808G01	505C806G01
208	60	505C806G02	505C808G02	505C806G02
600/550	60/50	505C806G05	505C808G05	505C806G05
380	50	505C806G07	505C808G07	505C806G07
240/220	60/50	505C806G12	505C808G12	505C806G12
480/440	60/50	505C806G13	505C808G13	505C806G13
24	60	505C806G16		505C806G16
277	60	505C806G18	505C808G16	505C806G18
240/480①	60/60	505C806G03	505C808G03	505C806G03
120/240①	60/60	505C806G10	505C808G10	505C806G10

① Dual voltage coils use only on contactor or starters originally supplied with a dual voltage coil.



Size 2	Size 3	Size 4	Model K Size 4	
623B082G05 623B082G06	372D673G06 372D677G02	372D673G06 372D677G02	372D673G06	 Arc Box
373B331G11 373B331G12 2 of G11 373B331G11 + G12	626B187G12 626B187G13 2 of G12 626B187G12 + G13	626B187G16 626B187G17 2 of G16 626B187G16 + G17	5250C81G01 5250C81G02	 Contact Kit
672B788G33 672B788G35	672B788G37 672B788G39	672B788G37 672B788G39	672B788G37	 Upper Base Assembly
672B788G32 672B788G34	672B788G36 672B788G38	672B788G36 672B788G38	672B788G40	 Cross Bar
1250C33G09 1250C33G05	1250C33G03 1250C33G06	1250C33G03 1250C33G06	1250C33G10	 Lower Base Assembly
503C788G01 371B870G03	503C796G02 372B357G12	503C796G02 372B357G13	2154A74G01 372B357G13	
			<b>Model K</b>	
<b>Coil Size 3, 4</b>		<b>Coil Size 4</b>		
<b>2, 3 Pole</b>	<b>4, 5 Pole</b>	<b>2, 3 Pole</b>	<b>4, 5 Pole</b>	
505C633G01 505C633G02 505C633G05 505C633G07 505C633G12 505C633G13 505C633G14 505C633G34 505C633G03 505C633G10	505C635G01 505C635G02 505C635G05 505C635G07 505C635G12 505C635G13  505C635G03 505C635G10	5250C79G01 5250C79G02 5250C79G05 5250C79G07 5250C79G12 5250C79G13 5250C79G14 5250C79G34 5250C79G03 5250C79G10	5250C80G01 5250C80G02 5250C80G05 5250C80G07 5250C80G12 5250C80G13  5250C80G03 5250C80G10	 Operating Coil

